

## SPECIFICATION MATERIALS

PE  
STANDARD COLOURS  
Black

## TECHNISCHE DATEN MATERIAL

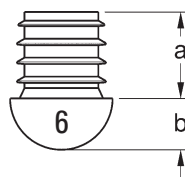
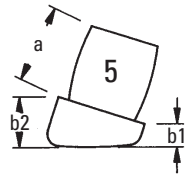
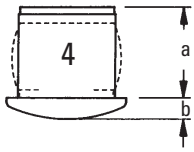
PE  
STANDARDFARBEN  
Schwarz

## SPECIFICATION MATIERES

PE  
COLORIS STANDARD  
Noir

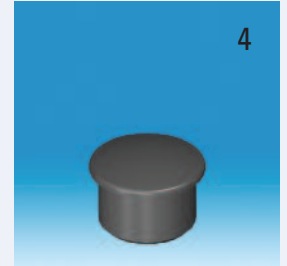
## ESPECIFICACION MATERIALES

PE  
COLORES ESTANDAR  
Negro



### LIGHT DUTY PLAIN (4)

NO.	Ins. x Gauge	mm	a	b
24321011	1/2 x 20	13 x 1	8.75	2.50
24331011	1/2 x 18	13 x 1.25	8.75	2.50
24381011	5/8 x 20	16 x 1	8.00	2.50
24391011	5/8 x 18	16 x 1.25	8.75	2.50
24401011	5/8 x 16	16 x 1.75	8.75	2.50
24421011	-----	16 x 2	8.75	3.25
24501011	3/4 x 19/20	19 x 1	8.00	2.50
24521011	3/4 x 18	19 x 1.25	7.25	3.25
24491011	3/4 x 16	19 x 1.5	11.00	3.25
24601011	7/8 x 18	22 x 1.25	8.00	3.25
24581011	7/8 x 16	22 x 1.5	12.00	3.25
24631011	1 x 18	25 x 1.25	12.75	3.25
		25.4 x 1.25		
24641011	1 x 16	25 x 1.5	12.75	3.25



### ANGLED (5)

NO.	Ins. x Gauge	mm	a	b1	b2
25171011	5/8 x 17	-	14	6	11.25
25181011	5/8 x 16	-	14	5	8.75
25201011	3/4 x 18	19 x 1.25	15.75	6	13.5
25291011	3/4 x 16	19 x 1.5	15.75	5	11
25301011*	3/4 x 16	19 x 1.5	15.5	4	12
25271011	3/4 x 16	19 x 1.5	15.5	5.5	13.5
25281011	3/4 x 14	19 x 2	15.7	5.5	11.25
26021011	7/8 x 17	-----	15.7	5.5	16.25



\* Trailing edge

\* Überstehende Kante

\* Base élargie

\* Pata más grande

### DOMED INSERT (6)

NO.	Ins. x Gauge	mm	a	b
55341012		16 x 1.5	14	8
55351012		19 x 1.5	16	9.5

